
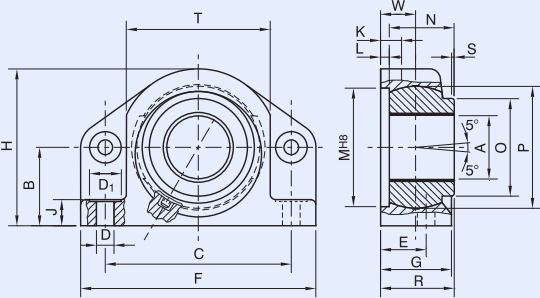
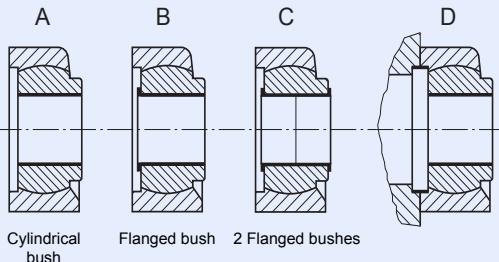


UNI™ Bearing Housing	Bearing Housing	Characteristics
		<ul style="list-style-type: none"> <li>• Standard range</li> <li>• Universally usable as pedestal and flange bearing housing</li> <li>• Reduced space</li> <li>• Shaft Ø range 10 to 100 mm, 5 sizes</li> <li>• UNI design provides special stiffening</li> <li>• Can be equipped with all self-aligning bearings from the GGB range</li> <li>• Also available without bush on request</li> </ul>

Composition & Structure	Design	Part No.
<p>Housing Material: GGG 40 Ball Bearing Material: 16 MnCr5 Corrosion resistant version available</p>	<p>Design BR for axial bearing right</p>  <p>A Cylindrical bush      B Flanged bush      C 2 Flanged bushes      D Standard bush D<sub>1</sub></p>	<p>Design Size      Bush Material</p> <p><b>UNI1-10-B-DU</b></p> <p>Standard bush D<sub>1</sub></p>

Size	Dimension table [mm]																			Weight [kg]	
	Ø range A*	B	C	D	D <sub>1</sub>	E	F	G	H	J	K	L	M	N	O	P	R	S	T		W
1	10	28	72	8,5	13,5	15	95	25	56	12	8	3	46	20	34	42	23	0,5 x 45°	52	11	0,495
1	15																				0,475
1	20																				0,445
1	25																				0,415
2	30	42	104	10,5	18	25	130	41	84	14	14	5	72	40	51	68	45	2 x 45°	83	20	1,775
2	35																				1,685
2	40																				1,580
3	45	60	142	130,5	27	35	180	55	120	20	15	7	92	50	74	95	57	1 x 45°	112	27	4,500
3	50																				4,175
3	55																				4,175
3	60																				3,970
4	65	75	182	17,5	33	45	220	75	150	24	18	10	130	70	96	125	80	1 x 45°	140	37	9,450
4	70																				9,090
4	75																				8,770
4	80																				8,550
5	85	90	222	21	40	50	280	80	180	28	20	10	155	70	125	150	80	-	172	40	14,570
5	90																				14,080
5	95																				13,650
5	95																				13,650
5	100																				13,250

\* Dimension A is due to the standard bush pressed in.  
Other dimensions on request - please contact your local GGB representative.